

All the Rage!

Black and white quilts are "All the Rage!", so this year we are designing a quilt with black, white and a splash of color. Collect a free pattern each month and join us in making a quilt that is sure to be All the Rage!

Cutting Instructions

White-on-White:

- 12... $2\frac{1}{2}$ " squares
- 8... $2\frac{7}{8}$ " squares

Black:

- 8... $2\frac{1}{2}$ " squares
- 2... $2\frac{7}{8}$ " squares

Pink:

- ◻ 6... $2\frac{7}{8}$ " squares

Sewing Instructions

Construct half-square triangle units:

- Cut eight $2\frac{7}{8}$ " white squares diagonally.
- Cut six $2\frac{7}{8}$ " pink squares diagonally.
- Cut two $2\frac{7}{8}$ " black squares diagonally.

Sew 12 pink triangles to 12 white triangles, right side together to make 12 half-square triangle units.

Sew 4 black triangles to 4 white triangles, right side together to make 4 half-square triangle units.

Construct corner units:

Sew two pink & white half-square triangles to 2 black $2\frac{1}{2}$ " squares as shown to make corner units. Make 4.

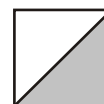
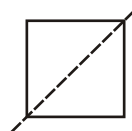
Construct 4-patch units:

Sew 1 black & white half-square triangle unit to 3 white $2\frac{1}{2}$ " squares as shown to make 4-patch units. Make 4.

Construct center square:

Sew 4 pink & white half-square triangles together as shown to make pinwheel. Make 1.

Sew blocks together in rows. Sew rows together to finish the block.



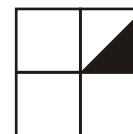
Make 12



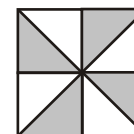
Make 4




Make 4



Make 4



Make 1



Compliments of



1318 Sycamore Square ~ Midlothian, VA 23113
 804-794-1990
www.QuiltersCornerVA.com